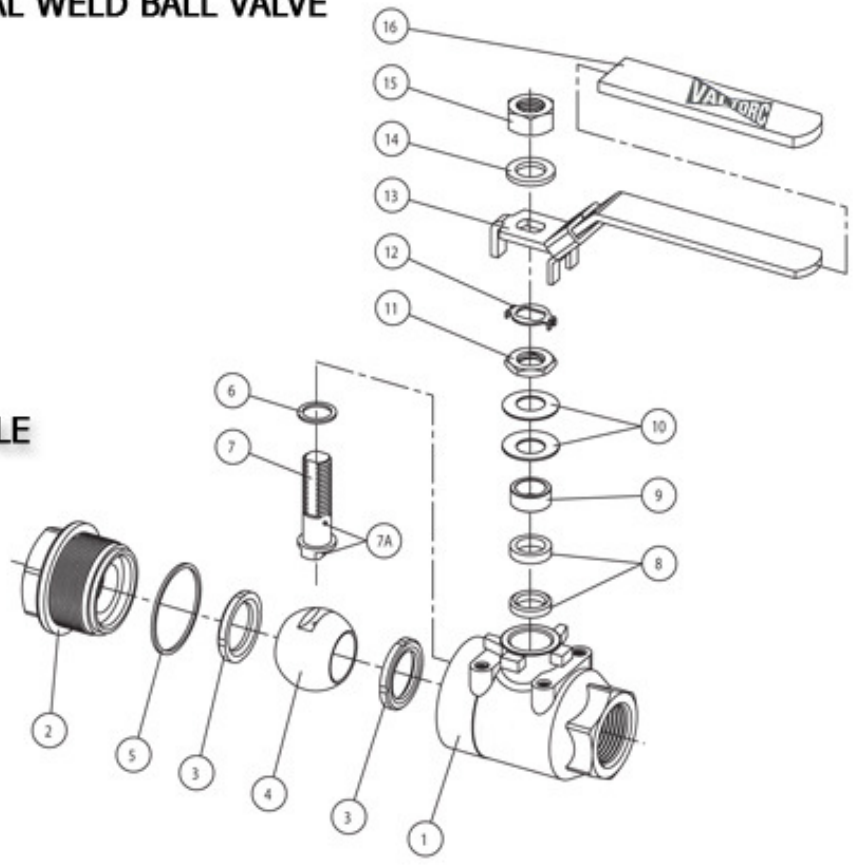


SERIES 340 BALL VALVES

VALTORC HIGH PRESSURE 3000# SEAL WELD BALL VALVE

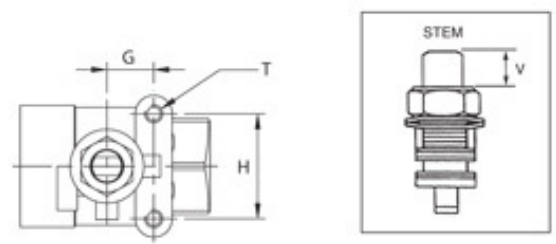
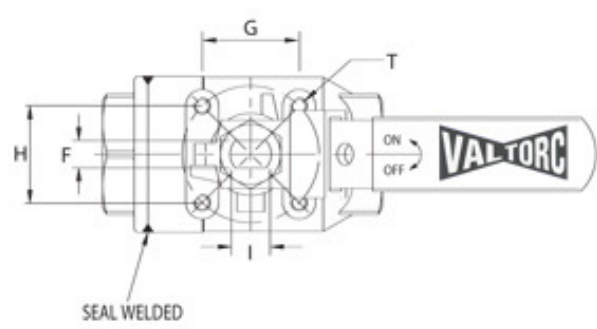
FEATURES:

- SEAL WELD CONSTRUCTION
- ASTM A351 CF8M
- ASTM A216 WCB
- RATING OF 3000 CWP
- NACE MR-01-75 COMPLAINT
- API 609
- FEATURES LOCKING DEVICE HANDLE
- BLOWOUT PROOF STEM
- ANTI STATIC BALL VALVE DEVICE
- MOUNTING PAD
- LIVE LOADED STEM

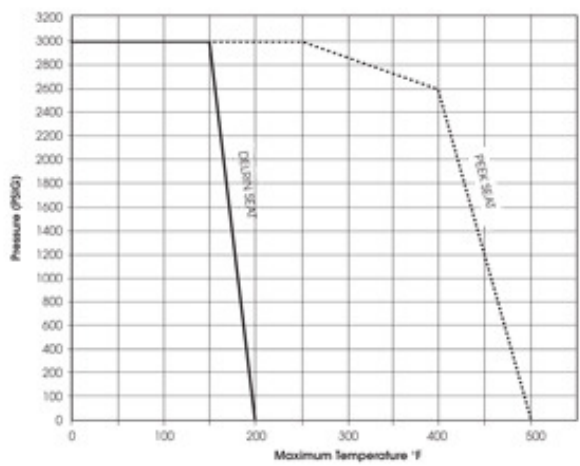
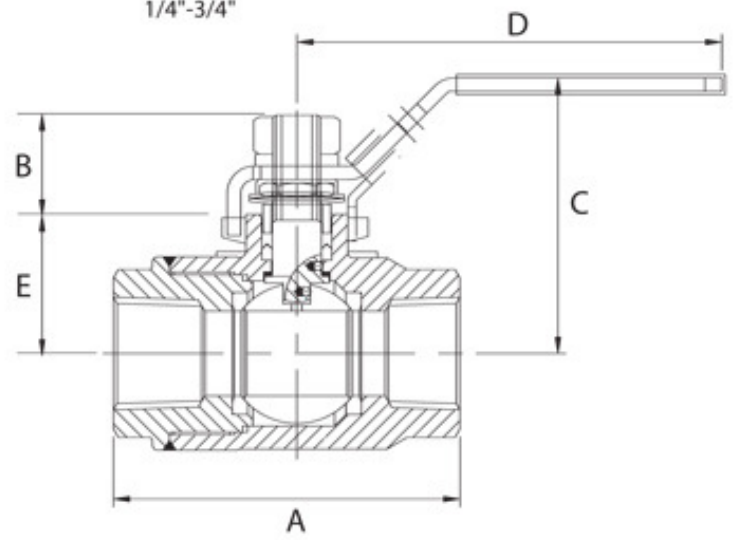


PART NO.	PART	QTY.	MATERIAL
1	Body	1	Carbon Steel ASTM A216 WCB 316 Stainless Steel ASTM A351 CF8M
2	End Plug	1	Carbon Steel ASTM A216 WCB 316 Stainless Steel ASTM A351 CF8M
3	Seat	2	Delrin / PEEK
4	Ball	1	316 Stainless Steel
5	Gasket	1	PTFE / Graphite
6	Thrust Washer	1	PTFE / PEEK
7	Stem	1	ASTM A276 316 / 17-4 PH
7A	Anti Static Device	2	316 Stainless Steel
8	Stem Packing	2	PTFE / Graphite
9	Gland Packing	1	304 Stainless Steel
10	Belleville Washer	2	301 Stainless Steel
11	Packing Nut	1	304 Stainless Steel
12	Lock Tab	1	304 Stainless Steel
13	Handle	1	Zinc Plated Steel
14	Lock Washer	1	304 Stainless Steel
15	Handle Nut	1	304 Stainless Steel
16	Sleeve	1	PVC

DIMENSIONS



1/4"-3/4"



CV DATA

1/4"	7
3/8"	8
1/2"	10
3/4"	35
1"	68
1-1/4"	110
1-1/2"	155
2"	155
3"	750

PORT

1/4"	0.37
3/8"	0.37
1/2"	0.49
3/4"	0.79
1"	0.99
1-1/4"	1.26
1-1/2"	1.50
2"	1.50
3"	3.15

WEIGHT (lbs.)

1/4"	0.87
3/8"	0.83
1/2"	0.97
3/4"	2.39
1"	3.51
1-1/4"	5.11
1-1/2"	8.48
2"	9.59
3"	36.73

CV-The volume of water in Gal./Min. that pass through a given valve with a pressure drop of 1 PSI.

SIZE	A	B	C	D	E	F	G	H	I	V	T
1/4"	2.52	0.57	2.20	3.70	0.94	0.20	0.50	1.12	0.31	0.31	M5
3/8"	2.52	0.57	2.20	3.70	0.94	0.20	0.50	1.12	0.31	0.31	M5
1/2"	2.83	0.56	2.20	4.37	0.94	0.20	0.50	1.12	0.31	0.29	M5
3/4"	3.50	0.79	2.64	4.37	1.28	0.28	0.87	1.38	0.39	0.41	M5
1"	4.02	1.15	3.19	6.50	1.61	0.39	1.39	1.38	0.55	0.75	M6
1-1/4"	4.57	1.19	3.39	6.50	1.80	0.39	1.39	1.38	0.55	0.79	M6
1-1/2"	4.88	1.56	4.38	8.58	2.39	0.47	1.95	1.95	0.75	1.06	M8
2"	5.51	1.56	4.38	8.58	2.39	0.47	1.95	1.95	0.75	1.06	M8
3"	8.07	2.03	6.04	14.57	3.86	0.63	2.84	2.84	0.98	1.34	M10