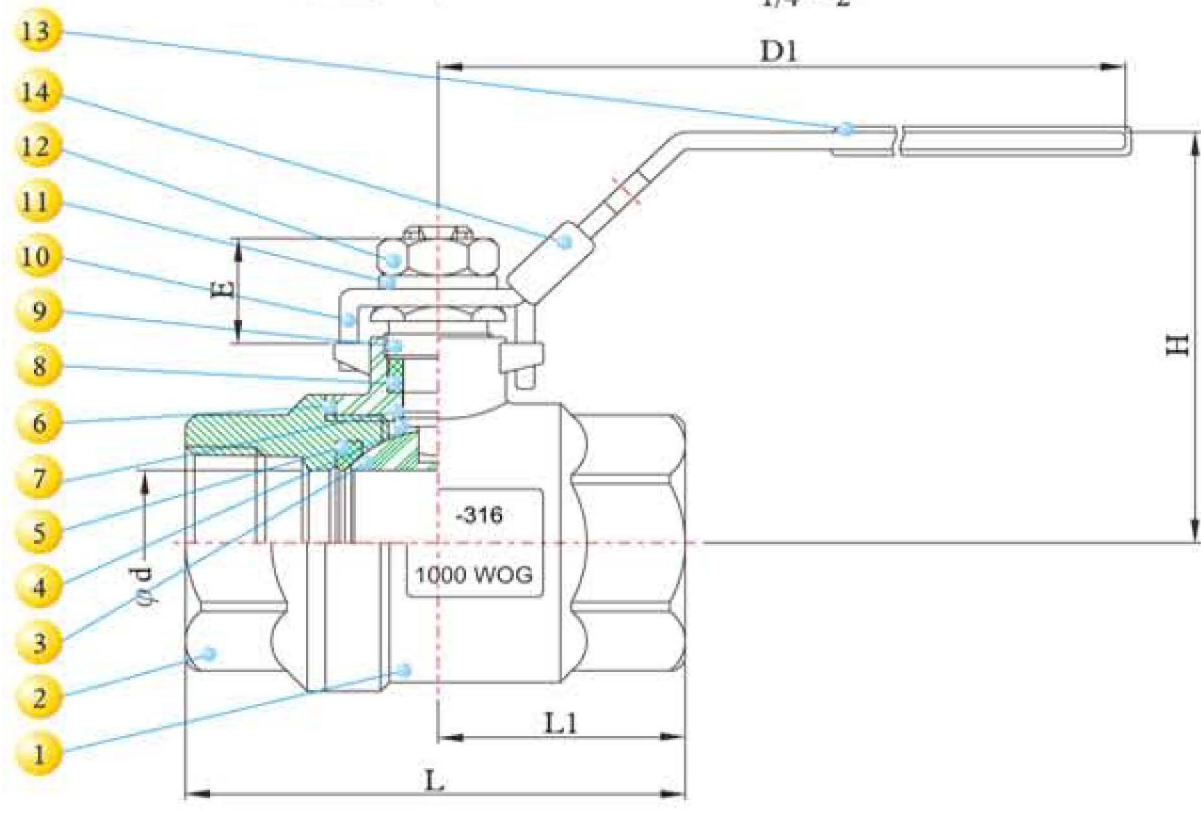
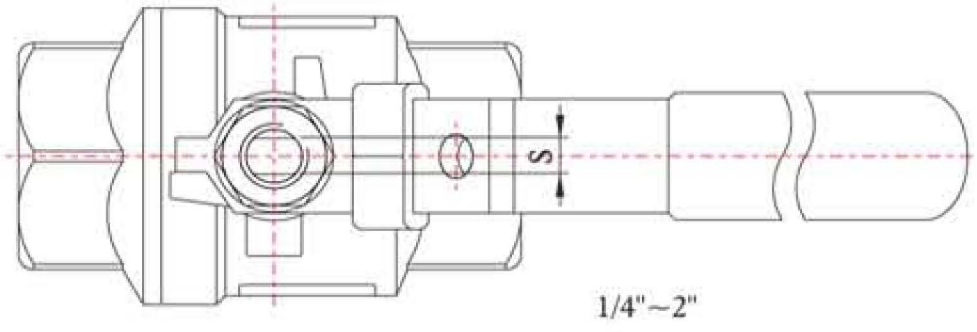
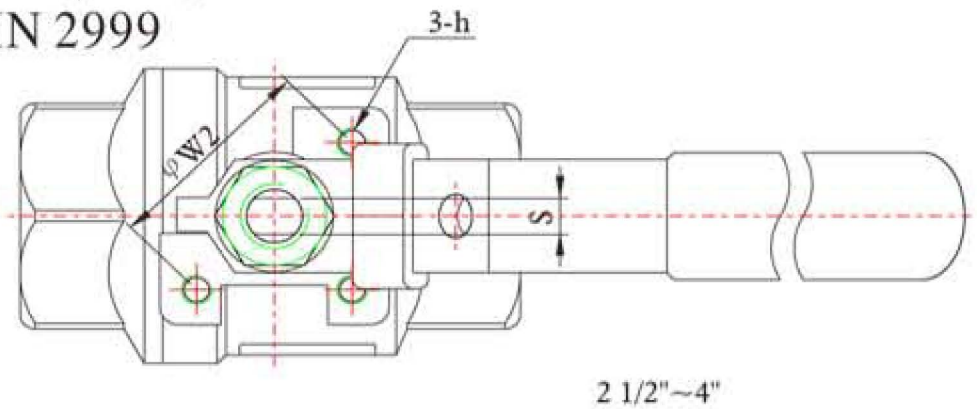


## SERIES 110

### DESIGN FEATURES:

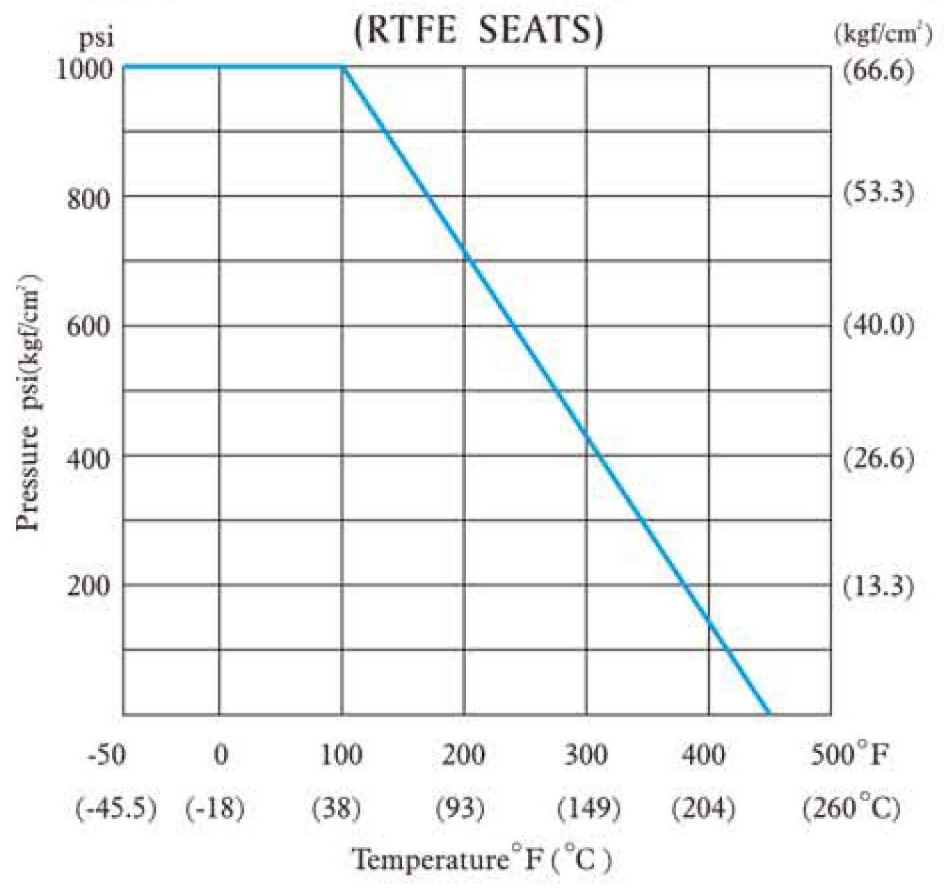
- Steam rating: 150 psi WSP
- Blow-out-proof stem design
- Temperature Range: -50 °F to 450 °F
- Options: locking device
- TEST STANDARD: API 598
- Vacuum Service to 29" Hg
- NACE MR-0175 FULL COMPLIANCE
- Threaded Type:  
ANSI B1.20.1 (NPT)  
DIN 259/DIN 2999  
ISO 228  
BSP  
PT



### MATERIALS LIST

NO.	PART NAME	MATERIAL	Q'TY
1	BODY	ASTM A351 Gr.CF8M	1
2	CAP	ASTM A351 Gr.CF8M	1
3	BALL	ASTM A351 Gr.CF8M	1
4	STEM	ASTM A276 Gr.316	1
5	SEAT	PTFE+15% G/F	2
6	GASKET	PTFE	1
7	THRUST WASHER	PTFE	1
8	PACKING	PTFE	1
9	GLAND	SS304	1
10	HANDLE	SS304	1
11	SPRING WASHER	SS304	1
12	HANDLE NUT	SS304	1
13	HANDLE SLEEVE	VINYL GRIP	1
14	LOCKING PLATE	SS304	1

### PRESSURE TEMPERATURE RATINGS



### DIMENSIONS

SIZE	d	E	L	L1	H	S	D1	W2	h	Cv	Weight
inch mm	inch mm	inch mm	inch mm	inch mm	inch mm	inch mm	inch mm	inch mm	(Option)	Factor	Kg Lb
1/4"	8 0.43 11.0	0.61 15.5	2.28 57.8	1.13 28.8	2.25 57.2	0.21 5.45	4.06 103			16	0.26 0.57
3/8"	10 0.49 12.5	0.61 15.5	2.28 57.8	1.13 28.8	2.25 57.2	0.21 5.45	4.06 103			16	0.24 0.53
1/2"	15 0.59 15.0	0.57 14.5	2.43 61.7	1.21 30.7	2.33 59.1	0.21 5.45	4.06 103			26	0.30 0.66
3/4"	20 0.79 20.0	0.83 21.0	2.76 70.1	1.38 35.0	2.46 62.6	0.21 5.45	4.06 103			55	0.42 0.93
1"	25 0.98 25.0	0.77 19.5	3.20 81.3	1.58 40.2	2.78 70.7	0.24 6.20	5.00 127			110	0.70 1.54
1 1/4"	32 1.26 32.0	1.09 27.9	3.78 96.0	1.86 47.2	3.00 76.2	0.24 6.20	5.00 127			180	1.10 2.42
1 1/2"	40 1.50 38.0	1.50 27.5	4.43 112.5	2.19 55.6	3.51 89.1	0.37 9.40	6.02 153			270	1.86 4.10
2"	50 2.00 50.8	1.08 26.7	4.96 126.0	2.46 62.4	3.87 98.2	0.37 9.40	7.60 193			500	2.85 6.28
2 1/2"	65 2.56 65.0	1.02 26.0	6.63 168.5	3.35 85.0	4.35 110.6	0.37 9.40	7.60 193	2.76 70	M8*P1.25	800	6.25 13.77
3"	80 3.15 80.0	1.50 38.0	7.54 191.4	3.78 95.9	4.88 124.0	0.47 12.00	10.98 279	4.02 102	M10*P1.5	1150	10.42 22.95
4"	100 3.94 100.0	1.89 48.0	8.52 216.5	4.26 108.3	6.63 168.5	0.47 12.00	13.19 335	4.02 102	M10*P1.5	2120	17.20 37.89