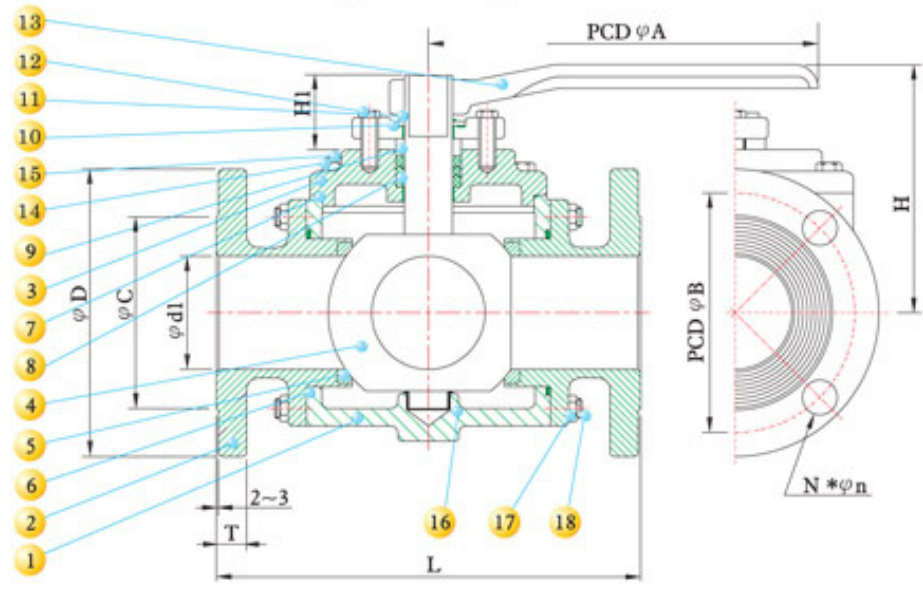
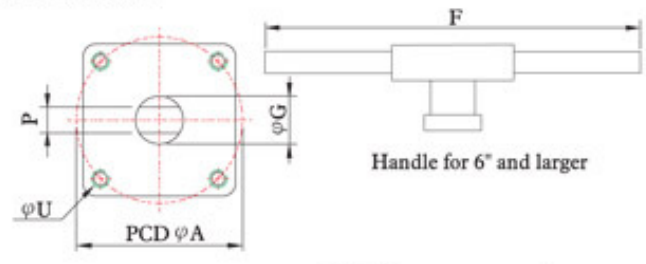


DESIGN FEATURES:

- Steam rating: 150 psi WSP
- Blow-out-proof stem design
- ISO 5211 Actuator Mounting Pad
- Body: ASTM A351 Gr.CF8M
- Ball: SS316
- Stem: SS316
- Seat: PTFE
- Temperature Range: -50° to 450° F
- Multiport design
- Flange Dimensions: ANSI B16.5
- TEST STANDARD: API 598

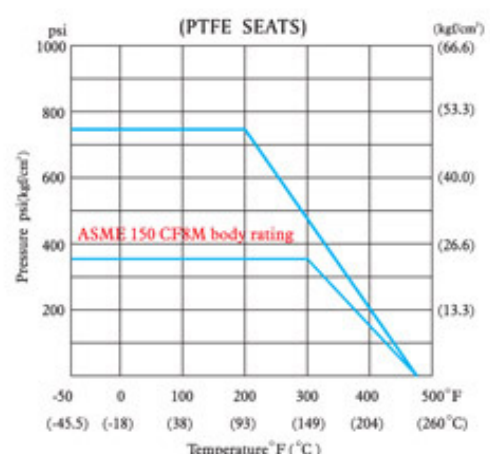
SERIES 210



MATERIALS LIST

NO.	PART NAME	MATERIAL	QTY
1	BODY	ASTM A351 Gr.CF8M	1
2	FLANGED CAP	ASTM A351 Gr.CF8M	3
3	COVER	ASTM A351 Gr.CF8M	1
4	BALL & STEM	SS316	1
5	BALL SEAT	PTFE	3
6	JOINT GASKET	PTFE	3
7	GASKET	PTFE	1
8	STEM PACKING	PTFE	1
9	GLAND	ASTM A351 Gr.CF8	1
10	STOPPER	SS304	1
11	C RETAINER RING	SK7	1
12	BOLT	ASTM A193 B8	2
13	HANDLE	FCD45	1
14	BOLT	ASTM A193 B8	4-12
15	NUT	ASTM A194 8	4-12
16	SLEEVE	PTFE	1
17	STUD BOLT	ASTM A193 B8	12-24
18	NUT	ASTM A194 8	12-24

PRESSURE TEMPERATURE RATINGS



DIMENSIONS

SIZE	A		B		C		D		d1		G		H		H1		
inch mm	inch mm	inch mm	inch mm	inch mm	inch mm	inch mm	inch mm	inch mm	inch mm	inch mm	inch mm	inch mm	inch mm	inch mm	inch mm		
2"	50	2.76	70	4.74	120.5	3.62	92	5.98	152	1.97	50	0.87	22.0	4.80	122	1.73	44
2 1/2"	50	2.76	70	5.49	139.5	4.13	105	7.00	178	2.60	66	1.16	29.5	6.42	163	2.56	65
3"	80	4.02	102	6.00	152.5	5.00	127	7.48	190	2.99	76	1.16	29.5	6.34	161	2.40	61
4"	100	4.92	125	7.50	190.5	6.18	157	9.01	229	3.98	101	1.34	34.0	8.46	215	2.20	56
6"	150	4.92	125	9.51	241.5	8.50	216	10.98	279	5.94	151	1.77	45.0	10.08	256	3.03	77

SIZE	L		T		N	n		P		F		U	ISO211	Cu Factor	Weight		
inch mm	inch mm	inch mm	inch mm	inch mm		inch mm	inch mm	inch mm	kg	lb							
2"	50	8.67	220	0.63	15.9	4	0.75	19	0.67	17	11.81	300	3/8"-16	F07	500	16	35.2
2 1/2"	50	11.10	282	0.69	17.5	4	0.75	19	0.67	17	11.81	300	7/16"-14	F10	850	17	37.4
3"	80	11.10	283	0.75	19.1	4	0.75	19	0.67	17	15.35	390	7/16"-14	F10	1150	34	74.9
4"	100	13.70	348	0.94	23.9	8	0.75	19	0.91	23	15.35	390	1/2"-12	F12	2120	55	121.2
6"	150	16.77	426	1.00	25.4	8	0.87	22	1.38	35	39.37	1000	1/2"-12	F12	5100	136	299.6