

DESIGN FEATURES:

- Steam rating: 150 psi WSP
- ISO 5211 Actuator Mounting Pad
- Blow - out - proof stem design
- Anti - Static device
- Adjustable Stem Packing
- Locking Device
- Body: ASTM A351 Gr. CF8M
 ASTM A216 Gr. WCB
- ME-PTFE SEAL KITS: REPLACES PTFE, RPTFE AND FPA
 LOW DEFORMATION UNDER LOAD
 LOW PERMEATION
- Temperature Rating: -45.5 °C (-50 °F) to 246 °C (475 °F)
- Long Cycle Life
- ANSI B16.5 B16.10 and B16.34 full Compliance
- TEST STANDARD: API 598
- API 607 4th Edition FIRE SAFE APPROVAL
- Vacuum Service to 29" Hg

SERIES 170

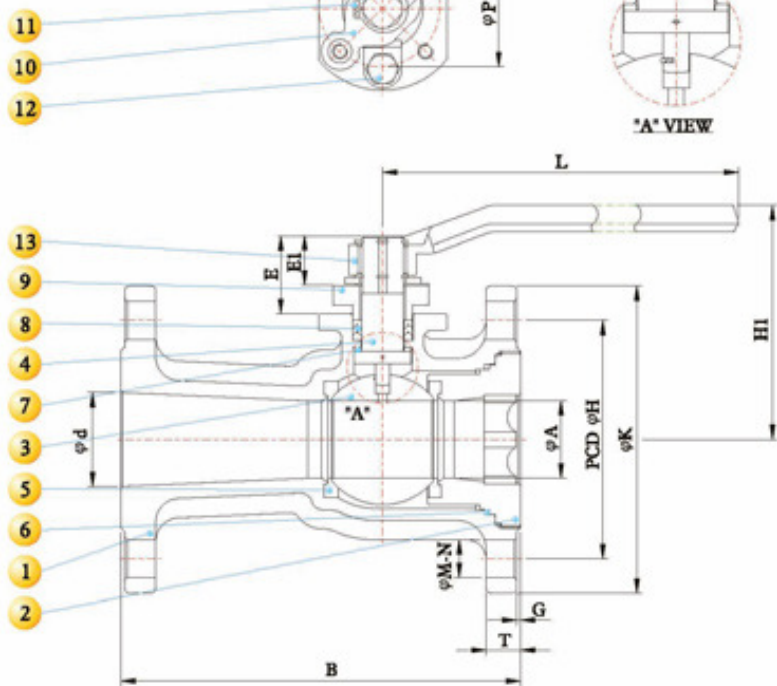
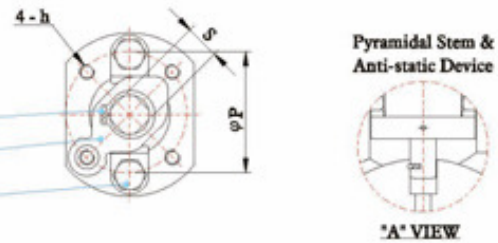
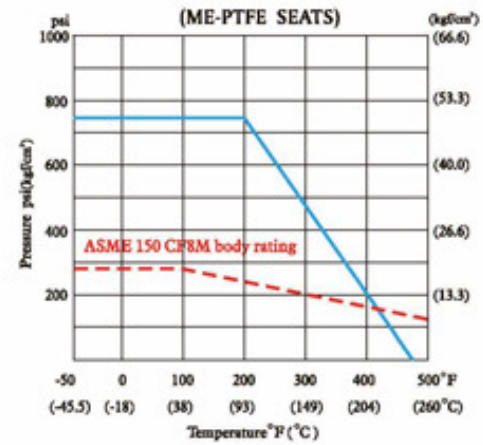


MATERIALS LIST

NO.	PART NAME	MATERIAL		QTY
		STAINLESS STEEL	CARBON STEEL	
1	BODY	ASTM A351 Gr.CF8M	ASTM A216 WCB	1
2	CAP	ASTM A351 Gr.CF8M	ASTM A216 WCB	1
3	BALL	ASTM A351 Gr.CF8M	ASTM A351 Gr.CF8M	1
4	STEM	ASTM A276 Gr.316	ASTM A276 Gr.316	1
5	SEAT	* ME-PTFE	* ME-PTFE	2
6	GASKET	* ME-PTFE or * GRAFOIL	* ME-PTFE or * GRAFOIL	1
7	THRUST WASHER	* ME-PTFE	* ME-PTFE	1
8	PACKING	* ME-PTFE or * GRAFOIL	* ME-PTFE or * GRAFOIL	1
9	GLAND	ASTM A351 Gr.CF8	ASTM A351 Gr.CF8	1
10	STOPPER	SS304	SS304	1
11	SNAP RING	SS304	SS304	2
12	GLAND BOLT	ASTM A193 Gr.B8	ASTM A193 Gr.B8	2
13	HANDLE	ASTM A536 Gr.65-45-12	ASTM A536 Gr.65-45-12	1

* ME-PTFE IS Molecularly Enhanced PTFE * For Fire-Safe only

PRESSURE TEMPERATURE RATINGS



DIMENSIONS

SIZE	A		B		E		E1		d		G		H		K		T		M	N	P		S		L		H1		h	Cv Factor	Weight			
	inch	mm	inch	mm	inch	mm	inch	mm	inch	mm	inch	mm	inch	mm	inch	mm	inch	mm			inch	mm	inch	mm	inch	mm	inch	mm			Rg	Lb		
1"	25	0.79	20	5.0	127.0	0.98	25.0	0.69	17.4	0.98	25	0.06	1.6	3.12	79.2	4.25	108.0	0.44	11.2	0.62	15.7	4	1.65	42	0.43	11	5.18	131.5	2.95	74.90	M5*P0.8	52	2.30	5.07
1 1/2"	40	1.26	32	6.5	165.1	1.24	31.5	0.83	21.0	1.57	40	0.06	1.6	3.88	98.5	5.00	127.0	0.56	14.2	0.62	15.7	4	1.97	50	0.55	14	6.42	163.0	3.81	96.85	M6*P1.0	120	4.50	9.92
2"	50	1.50	38	7.0	177.8	1.65	42.0	1.02	26.0	1.97	50	0.06	1.6	4.75	120.6	6.00	152.4	0.62	15.7	0.75	19.0	4	2.76	70	0.67	17	9.13	232.0	4.96	125.90	M8*P1.25	170	7.10	15.66
2 1/2"	65	1.97	50	7.5	190.5	1.65	42.0	1.02	26.0	2.64	67	0.06	1.6	5.50	139.7	7.00	177.8	0.69	17.6	0.75	19.0	4	2.76	70	0.67	17	9.13	232.0	5.32	135.20	M8*P1.25	255	10.80	23.79
3"	80	2.56	65	8.0	203.2	2.20	56.0	1.44	36.7	3.15	80	0.06	1.6	6.00	152.4	7.50	190.5	0.75	19.0	0.75	19.0	4	4.02	102	0.87	22	12.87	327.0	5.98	152.00	M10*P1.5	430	14.20	31.31
4"	100	3.15	80	9.0	228.6	2.20	56.0	1.44	36.7	3.94	100	0.06	1.6	7.50	190.5	9.00	228.6	0.94	23.8	0.75	19.0	8	4.02	102	0.87	22	12.87	327.0	6.30	160.10	M10*P1.5	565	23.58	56.34
6"	150	3.94	100	10.5	266.7	2.20	56.0	1.44	36.7	5.91	150	0.06	1.6	9.50	241.3	11.00	279.4	1.00	25.4	0.88	22.3	8	4.02	102	0.87	22	12.87	327.0	7.01	178.00	M10*P1.5	600	36.95	81.39